

Chatterbox!




You will need:


- Chatterbox template or piece of paper to make your own
- Scissors
- Markers

Instructions




1. Either start with a square piece of paper, or cut around the printed template, or make a square by folding an A4 piece of paper from corner and cut off excess as shown.





2. You should now have one diagonal fold. Make another diagonal by folding the other corner to corner.






3. Fold in half diagonally both ways so that when you open it out it the folds look like a star burst.




4. Fold the corners in to meet the middle point and then turn the paper over.



5. Do the same on the other side. Then pull out the folds underneath and slip your fingers in!



6. You're **ALMOST** ready to play the game!
You just need to put your numbers and colours and fun thing to do on the paper!



7. Slip you thumbs and pointer fingers into the spaces and play the game!